Fir Vale Academy
The best in everyone™
Part of United Learning

# KS3 (Year 9)

# Revision List

**Please use this revision list to revise for everything you have studied during Term 1.**

**If you have any questions regarding this pack come and see Mr.Darazkan or send an email to mdarazkan@firvale.com**

# REVISION TIPS

A handy guide for HOW to revise

Fir Vale Academy

The best in everyone™

# Revision Tips

# 2, 3, 5, 7

1. **Initial Session (Day 1):** Learn a new topic or review your notes for the first time.
2. **Day 2:** Look at the material again, this time on the second day after your first revision session.
3. **Day 3:** Look at the information for a third time.
4. **Day 5:** Revise the topic again, this time on the fifth day from your first revision session.
5. **Day 7:** Conduct a final review on the seventh day.

This will be a useful revision strategy for me because:

Subjects I will use this for will be:

# Revision Tips

# Postcards

- Write a key topic or question on one side of a postcard.
- Write a detailed answer, definition, example, or mnemonic on the other side.
- You could use visuals or short phrases to summarise information.

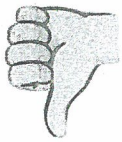

This will be a useful revision strategy for me because:

Subjects I will use this for will be:

# Revision Tips

# Dual Coding

Learning information through visual images and language.

Using diagrams and illustrations.

Using flow charts and timelines.

Increases your ability to understand and remember information needed for your exams.

This will be a useful revision strategy for me because:

Subjects I will use this for will be:

# Revision Tips

# Mind-maps

- Visualises ideas and concepts, providing a clear and structured way to capture and organise thoughts.

This will be a useful revision strategy for me because:

Subjects I will use this for will be:

# Revision Tips

# Spacing

- Breaking up revision sessions with time in between.
- Do not cram all of your revision into one session.
- This will improve your long-term memory retention.

This will be a useful revision strategy for me because:

Subjects I will use this for will be:

# Revision Tips

# A good study partner

- Work with another student to test each other or to ask questions to.
- Make sure this student is as motivated as you are.
- Don't study with someone who will distract you from your revision.

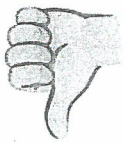

This will be a useful revision strategy for me because:

Subjects I will use this for will be:

# Revision Tips

# Retrieval Practice

- Involves recalling (retrieving) information from your memory.
- This strengthens your long-term memory and learning.
- Could involve quizzing, practice papers, or re-writing what you have learned.

This will be a useful revision strategy for me because:

Subjects I will use this for will be:

Get My Grades
www.getmygrades.co.uk

Week commencing: _____

## My Weekly Revision Timetable

| | MONDAY | TUESDAY | WEDNESDAY | THURSDAY | FRIDAY | SATURDAY | SUNDAY |
|---|---|---|---|---|---|---|---|
| 8:00 am | | | | | | | |
| 9:00 am | | | | | | | |
| 10:00 am | | | | | | | |
| 11:00 am | | | | | | | |
| 12:00 am | | | | | | | |
| 1:00 pm | | | | | | | |
| 2:00 pm | | | | | | | |
| 3:00 pm | | | | | | | |
| 4:00 pm | | | | | | | |
| 5:00 pm | | | | | | | |
| 6:00 pm | | | | | | | |
| 7:00 pm | | | | | | | |
| 8:00 pm | | | | | | | |

Tip 1: Stay positive - if you work hard and practise effectively, you will succeed!

Tip 2: Test yourself, don't just read. Use practice questions and mark them or re-write notes from memory.

Tip 3: Be disciplined - stick to your plan! You can change/move it, but make sure you stick to it!

## How to find your subjects Knowledge Organisers on Fir Vale School Website

1- Go to https://www.firvale.com/

2- Click on the tab 'Our School'.

3- Click on 'KS3' tab

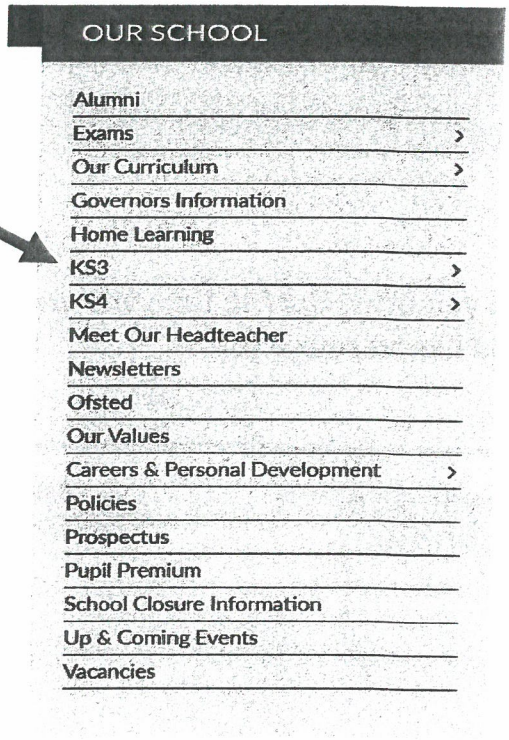


4- Click on 'Knowledge Organisers'.

5- Click on the relevant Knowledge organiser for your year group.

OUR SCHOOL

# KNOWLEDGE ORGANISERS

UNITED LEARNING KNOWLEDGE ORGANISER YEAR 7

UNITED LEARNING KNOWLEDGE ORGANISER YEAR 8

UNITED LEARNING KNOWLEDGE ORGANISER YEAR 9

6- Once you open the file then you will need to find the subject that you would like to revise for.




7- Find the subjects that you would like to revise for in the content table and then scroll down to find the relevant Knowledge Organiser.

# Contents


01. English
11. Maths
20. Science
33. History
39. Geography
44. French
51. Spanish
58. RE
62. Music
66. PE

# How do I revise for my next English assessment?

This sheet will help you understand what kind of questions you will get in your next English test. It will also give you links to on line videos and quizzes you can try at home to help you revise.

Sparx Reader

The best way to revise for any test is to make sure you are always doing your Sparx Reader homework. It gives you short pieces of a story to read and answer questions on, which is exactly what you will be doing in your next English test!

Punctuation and Grammar- In the test you will be asked to correct sentences using capital letters, commas and full stops in the right place. Use this quiz to test how good you are at punctuation!

Sentence types- In the next test, you will be asked about different types of sentences and how we might use them. Use this link that will show you a video and a quiz on what the different types of sentences are!




This video will guide you through verbs, nouns, adjectives and adverbs. You will need to know these for the test. Use this link to find the video: https://youtu.be/7zRih61HC7s

This video will guide you through similes, metaphors and personification. You will need to know these for the test. Use this link to find the video: https://youtu.be/NegoYIuXoEA

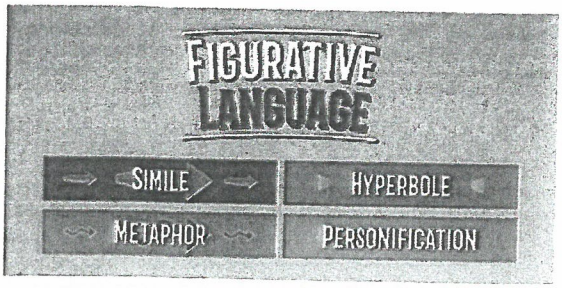

# Year 7 Maths Revision Lists

| Year 7 End of Year Assessment Topics | | Sparx Codes |
|---|---|---|
| Numerical Skills | Understand and use place value for decimals. Calculations with negative numbers. Estimate calculations by rounding. | M763, M704, M522, M527, M135, M111, M431, M878 |
| Order of operations | Solve calculations requiring understanding of B-I-DM-AS (know that the inverse of squaring is 'square rooting') | M521 |
| Introduction to Algebra | Introduce the concept of algebra, simplify expressions, manipulate expressions through simple one step rearranging, substitute positive and negative integers into expressions, solve siimple one step equations. Substitute and solve. | M106, M830, M813, M795, M531, M417, M327, M208, M979 |

# Year 8 Maths Revision Lists

| Year 8 Maths so far | | Sparx |
|---|---|---|
| Powers and Roots | Use integer powers and associated real roots (square, cube and higher), recognise powers of 2, 3, 4, 5 and distinguish between exact representations of roots and their decimal approximations | M135, M608 |
| Prime Factorisation | Use the concepts and vocabulary of prime numbers, factors (or divisors), common factors, prime factorisation, including using product notation and the unique factorisation property (HCF and LCM with large numbers taught in 9.04) | M322, M823, M108, M365, M227, M698 |
| Rounding | Round numbers and measures to an appropriate degree of accuracy [for example, to a number of decimal places or significant figures] | M111, M431, M994, M131, M878 |
| Fractions | Multiply and divide fractions and mixed numbers | M939, M410, M671, M601, M835, M931, M157, M197, M110, M265 |

| Important Year 7 Topics | | Sparx |
|---|---|---|
| Numerical Skills | Understand and use place value for decimals. Calculations with negative numbers. Estimate calculations by rounding. | M763, M704, M522, M527, M135, M111, M431, M878 |
| Order of operations | Solve calculations requiring understanding of B-I-DM-AS (know that the inverse of squaring is 'square rooting') | M521 |
| Introduction to Algebra | Introduce the concept of algebra, simplify expressions, manipulate expressions through simple one step rearranging, substitute positive and negative integers into expressions, solve siimple one step equations. Substitute and solve. | M106, M830, M813, M795, M531, M417, M327, M208, M979 |
| Primes, Factors and Multiples | Use the concepts and vocabulary of prime numbers, factors (or divisors), multiples, common factors, common multiples, highest common factor, lowest common multiple | M227, M823, M698, M322, M829 |
| Expanding and Factorising 1 | Simplify and manipulate algebraic expressions to maintain equivalence by multiplying a single term over a bracket or by taking out common factors | M288, M237, M792, M100 |
| Addition and Subtraction | Use Addition and Subtraction, including formal written methods, applied to integers, decimals | M928, M429, M347, M152, M899 |
| Multiplication and Division | Use Multiplication and Division, including formal written methods, applied to integers, decimals | M113, M911, M187, M803, M462, M354, M873, M262 |
| Area of triangles and quadrilaterals | Derive and apply formulae to calculate and solve problems involving area of triangles and quadrilaterals. Converting metric units of area. | M900, M390, M291, M610, M269, M996 |

# Year 9 Maths Revision Lists

| Year 9 Maths So Far | | Sparx |
|---|---|---|
| Decimal Manipulation | Apply all four operations using non calculator methods when working with decimals, this includes both dividing a decimal by an integer and dividing a number by a decimal. | U417, U478, M462, U735, U127, U293, U453, U868, U976 |
| Estimation and Limits of accuracy | Use rounding in order to complete estimations (rounding to both one significant figure and applying sensible rounding), using inequality notation to write error intervals from both rounding and truncation. | U480, U298, U731, U965, U225, U657, U587, U108, U301 |
| Related Calculations | Recognise and use relationships between operations in order to write down the answer to a related calculation from a given calculation. | U735 |
| HCF & LCM of large numbers | Use prime factor decomposition and Venn diagrams in order to find the HCF and LCM of large values. | U211, U751, U529, U236, U739, U250 |
| Fraction Calculations | Apply all four operations using non calculator methods when working fractions and mixed numbers involving different denominators, finding the fraction of an amount, writing one number as a fraction of another and to find the reciprocal of an integer, decimal or fraction. | U736, U692, U793, U475, U224, U544, U538, U881, U916, U163 |

| Important Year 7 and Year 8 Topics | | Sparx |
|---|---|---|
| Numerical Skills | Understand and use place value for decimals. Calculations with negative numbers. Estimate calculations by rounding. | M763, M704, M522, M527, M135, M111, M431, M878 |
| Introduction to Algebra | Introduce the concept of algebra, simplify expressions, manipulate expressions through simple one step rearranging, substitute positive and negative integers into expressions, solve siimple one step equations. Substitute and solve. | M106, M830, M813, M795, M531, M417, M327, M208, M979 |
| Primes, Factors and Multiples | Use the concepts and vocabulary of prime numbers, factors (or divisors), multiples, common factors, common multiples, highest common factor, lowest common multiple | M227, M823, M698, M322, M829 |
| Area of triangles and quadrilaterals | Derive and apply formulae to calculate and solve problems involving area of triangles and quadrilaterals. Converting metric units of area. | M900, M390, M291, M610, M269, M996 |
| Adding and Subtracting Fractions | Use addition and subtraction, including formal written methods, applied to proper and improper fractions, and mixed numbers | M835, M931 |
| Solving Equations 1 | Use algebraic methods to solve linear equations in one variable (including all forms that require rearrangement). Model situations or procedures by translating them into algebraic expressions or formulae and by using graphs | M707, M509, M387, M554, M813, M795, M531, M957 |
| Ratio 1 | Divide a given quantity into two parts in a given part:part or part:whole ratio; express the division of a quantity into two parts as a ratio | M885, M543, M267, U921, M801, M525 |
| Area of circles and trapezia | Derive and apply formulae to calculate and solve problems involving area of circles (including part circles) and trapezia | M705, M231, M430, M303, M269, M996 |

# Science Term 1 topics

## Y7

Particles, substances and mixtures

Fundamentals of Physics

Cells and organisation

## Y8

Heating and cooling

Earth and the atmosphere

Forces and motion

## Y9

Reactivity

Electricity and magnetism

Biological systems

KS3 ICT & Computer Science Revision -October 2025

| | | |
|---|---|---|
| Year 7 | **Revision Topics-Computer Safety 7.1** | **Revision Completed** |
| | - Health and Safety in ICT -RSI, Risk assessment, Eye strain<br>- Staying safe online -Password, phishing, Identity fraud<br>- Acceptable policy/Computer Misuse Act-Viruses, Hackers, Online<br>- Social Engineering/ Phishing Scams<br>- Internet Safety/Grooming-Block, Report, Abuse, Pictures, Sharing<br>- Cyberbullying- Bystander, Upstander, Mobiles, social media | |
| Year 8 | **Revision Topics- Networks 8.2** | |
| | - Search engines<br>- Opinions and facts<br>- Reliability and validity<br>- Internet-URL, data packets, WWW, domain name<br>- Encryption-Ciphers decryption<br>- HTML-codes and tags<br>- Network Topologies-Bus, Star and Ring- LAN/WAN | |
| Year 9 | **Revision Topics 9.1 Computer Hardware and Software** | |
| | - CPU FDE cycle-Fetch Decode Execute<br>- CPU Performance Cache, Clock Speed and Core<br>- Memory - RAM and ROM<br>- Secondary Storage Characteristics-Optical, Magnetic and Solid State<br>- Software Operating system,<br>- System Threats and Prevention-Brute force attack, DOS, Anti malware and firewalls | |

**KS3 Drama**

**<u>A practical assessment focusing on rehearsal skills.</u>**

Year 7

Rehearsal skills - Team work

Year 8

Rehearsal skills - Improving the drama

Year 9

Rehearsal skills - Professionalism

# Music

| KS3 Music | Topic | Revision Completed |
|---|---|---|
| The Elements of Music | 1.1 The 8 elements | |
| | 1.2 Listening to and appraising music | |
| Singing | 2.1 Vocal skills | |
| | 2.2 Key words and definitions (singing) | |
| Keyboard Skills | 3.1 Keyboard note names (letters) | |
| | 3.2 Score reading (key terms & symbols) | |

**You will be given knowledge organisers for these topics. Please collect these from your music teacher and check Class Charts.**

In PE you will be assessed over the course of the year against our new Key Performance Indicators (KPIs)

Each KPI has a Bronze, Silver and Gold standard.

There are 3 strands of KPI

Fit to Perform

Fit to Lead

Fit For Life

Each has 3 KPIs per stand.

Achieving 1 KPI for the first time will earn you the Bronze rank for that KPI, with 2 times earning Silver and 3 times Gold.

Students need to make sure to bring full PE kit to every PE lesson and give 100% effort to ensure they give them the best possible opportunity to achieve in PE at Fir Vale Academy.

# KS3 - RE

Y7 = Religion in Modern Britain, Changes in religious belief (Census), Abraham and the covenant, Abraham and the test, The life of Moses.

Y8 = Jesus' Last Supper, Holy Texts, Religious Leaders, Islamic Beliefs about Allah, The Prophet Muhammad's Night of Power.

Y9 = Left and Right Wing Extremism, Radicalisation, Conspiracy Theories, Anti-Semitism.

| Year 7 | Year 8 | Year 9 |
|---|---|---|
| **Lesson 1** Greetings and introductions | **Lesson 1** Past holidays | **Lesson 1** Describing family |
| **Lesson 2** Introducing myself and others | **Lesson 2** Activities in the past | **Lesson 2** Relationships |
| **Lesson 3** Ages and numbers | **Lesson 3** Opinions in the past | **Lesson 3** Ideal partner |
| **Lesson 4** Names and ages | **Lesson 4** Usual holidays | **Lesson 4** Free time activities |
| **Lesson 5** Nationalities and languages | **Lesson 5** Opinions in the present | **Lesson 5** Activities in the past |
| **Lesson 6** Birthdays | **Lesson 6** Future holidays | **Lesson 6** Routine in the past |
| **Lesson 7** Free time and opinions | **Lesson 7** Ideal holidays | **Lesson 7** Weekend plans |
| **Lesson 8** Free time and weather | | |

# Topic 1 : Year 9 History – this is what you need to know

| Unit 1: World War One | | |
|---|---|---|
| **Lesson 1** | When was the First World War? | 1914-1918 |
| | What is a WW1 trench? | Connection of long narrow ditches for soldiers to take shelter from enemy fire |
| | What is a soldier? | A person who fights for their country. |
| **Lesson 2** | What does militarism mean? | That a country should have strong armed forces [army, navy, air force] and that this force should be used as a solution to any threats by other countries |
| | What does imperialism mean? | When countries try to build up their Empire so they are stronger and more powerful |
| | What does nationalism mean? | Having pride in your own country and wanting it to be the best it can be |
| **Lesson 3** | What alliance mean? | An agreement between countries to support each other |
| | Name the 3 members of the Triple Alliance & Triple Entente | Alliance = Germany, Austria-Hungary. Entente = Italy, Britian, France, Russia |
| | Why did the assassination of Franz Ferdinand trigger WW1? | He was shot dead by a terrorist group called the Black Hand and this meant Austria Hungary declared war on Serbia who were backed by Russia -a member of the Triple Entente |
| **Lesson 4** | What does recruitment mean? | To get people to join.. like join the army or the police force |
| | Describe what propaganda means. | Persuading someone to do something, often a poster |
| | What was a PALS battalion? | When you could join the army with your friends |
| **Lesson 5** | What happened in January 1916? | Men aged 18-41 (later up to 50) had to join the army |
| | What does conscription mean? | You have to join the army – no choice |
| | What does conscientious objector mean? | Men who refused to go to fight |
| **Lesson 7** | What is barbed wire and how as it used in a trench? | Wire with spikes on it to stop an enemy soldier from getting to your trench to kill you. It is put all along the top of your trench. |
| | What does the word trench foot mean? | Rotting of the feet as you are in water for so long |
| | What does the word stalemate mean? | A situation where neither side fighting in a war can make progress – they are stuck in their own trenches |
| **Lesson 8** | Where is the Somme? | France |
| | What does bombardment mean? | To continually attack |
| | What is artillery? | Large guns used in wars on land. |
| **Lesson 9** | What is No Man's Land? | The area between the 2 opposing trenches |

# Topic 1 : Year 9 History – this is what you need to know

| | | |
|---|---|---|
| | Describe going 'Over the top' | To get out of your safe trench and go to attack the other side |
| | What is a dug-out? | An area of the trench that is 'dug-out' and soldiers can go there for safety. |
| **Lesson 10** | Who was to blame for poor leadership at the Somme? | General Haig |
| | Name a failing technology | Used wrong shells – shrapnel, 1/3 bombs didn't explode, mine went off at 7.20, not 7.28. |
| | Name an event beyond the British control | Low cloud, French were held at Verdun, 10m deep dugouts |
| **Lesson 11** | What is a stalemate? | When no one is winning or losing – they are stuck. |
| | What is a war of attrition? | When a battle or war keeps going and going and neither of you are going to give up |
| | What does armistice mean? | When the fighting is called off – it's not the official end of the war until a Treaty is signed |
| **Lesson 12** | What is a treaty? | A peace agreement to stop a war |
| | Where is Versailles? | It's a palace in France |
| | What is the Treaty of Versailles? | The peace agreement between USA, GB, France and Germany to punish Germany after WW1 |
| **Lesson 13** | One economic punishment of Germany was.. | £6.6 billion fine called Reparations |
| | One territorial punishment of Germany was.. | 13% of land taken from Germany |
| | One military punishment of Germany was.. | German army could only have 100,000 men |

| Year 9 Revision list – Topic 1 Climate Change | |
|---|---|
| 1. What does climate mean? | *The weather conditions in an area over a long period of time.* |
| 2. How has the climate changed? | *In the past the temperatures have fluctuated but recently they have started in increase.* |
| 3. What are the different types of evidence? | *Tree rings, ice cores, paintings and diaries, temperature and amount of sea ice.* |
| 4. How do orbital changes cause climate change? | *The orbit of the Earth changes every 96,000 years from circular to oval meaning that at times the Earth is further away from the sun so solar radiation from the sun is reduced.* |
| 5. How do volcanoes cause climate change? | *Volcanoes erupt ash into the atmosphere which blocks out the sun's rays meaning that the Earth gets cooler.* |
| 6. How do sun spots cause climate change? | *Cooler areas of the sun but they increase the output of energy meaning to sun lets off more heat.* |
| 7. What is the atmosphere? | *It is a layer of gases that are around our Earth.* |
| 8. What gases make up the atmosphere? | *Carbon dioxide, methane, water vapour, nitrous oxide.* |
| 9. What is the greenhouse effect? | *A natural process where certain gases in the Earth's atmosphere trap heat from the sun, keeping the planet warm. However, humans are adding more gases making it warmer.* |
| 10. What are some human causes of climate change? | *Burning fossil fuels, farming, deforestation etc.* |
| 11. What are the physical causes of climate change? | *Sun spots, volcanoes and orbital changes* |
| 12. Do humans cause climate change? | *Yes and no – some causes are human and some causes are physical.* |
| 13. What are 3 negative effects of climate change? | *Melting glaciers, more droughts, more tropical storms.* |
| 14. What impact do these have on humans? | *Flooding, less food, people lose their homes.* |
| 15. What is a positive impact on climate change? | *The UK will experience warmer weather so can grow more exotic food.* |
| 16. Where is Bangladesh? | *South East Asia* |
| 17. How is Bangladesh affected by climate change? | *Rising sea levels and flooding.* |
| 18. What are two potential impacts of climate change for Bangladesh? | *Children cannot go to school, more people will live in informal settlements, given up rice farming and started fishing.* |
| 19. What are 3 negative effects of climate change? | *Melting glaciers, more droughts, more tropical storms.* |
| 20. What impact do these have on humans? | *Flooding, less food, people lose their homes.* |
| 21. What is a positive impact on climate change? | *The UK will experience warmer weather so can grow more exotic food.* |
| 22. What does adaptation mean? | *Adapting to climate change to make life easier.* |
| 23. What does mitigation mean? | *Trying to stop climate change from happening by reducing greenhouse gases.* |
| 24. What is one major problem with these strategies? | *They tend to be expensive so countries do not use them.* |
| 25. What does adaptation mean? | *Adapting to climate change to make life easier.* |

| | |
|---|---|
| 26. What does mitigation mean? | *Trying to stop climate change from happening by reducing greenhouse gases.* |
| 27. What is one major problem with these strategies? | *They tend to be expensive so countries do not use them.* |